

Wharfedale

Loudspeaker manufacturer since 1932

ASTON



3 YEAR
WARRANTY



Scan the QR code using a smart-phone device,
for product warranty registration online.

Before installing this product read all these instructions!



This symbol indicates that there are important operating and maintenance instructions in the literature accompanying this unit.

Read these instructions. Keep these instructions. Heed all warnings. Follow all instructions.

Before making any connections, switch all the units in your system off at the mains.

Set the volume control at minimum when you switch on your system or change sources, and turn the level up gradually.

DO NOT use your amplifier at full volume.

Ensure that all loudspeakers in the system are correctly wired.

DO NOT subject your loudspeakers to excessive cold, heat, humidity or sunlight.

Loudspeakers should not be placed directly facing other hi-fi units, or share the same shelf or cabinet.

DO NOT place heavy objects on top of loudspeakers.

Some manufacturers forbid the placing of objects on top of their TV sets. Check your TV handbook before installing the speaker directly on your TV set. Consult your TV dealer if you are in any doubt.

DO NOT connect speaker terminals to the mains supply.

DO NOT dismantle the loudspeaker. There are no user-serviceable parts inside it and you will void the warranty by doing so.

Refer all servicing to qualified service personnel. Servicing is required when the apparatus has been damaged in any way, the apparatus has been exposed to rain or moisture, does not operate normally, or has been dropped.

Changes or modifications not expressly approved by the manufacturer will void any warranty.

Technical Data	Warranty Coverage	Loudspeaker Installation	Designer's Notes	Inspired By The History Book	A New Classic	Connects	Important Safety Instruction
----------------	-------------------	--------------------------	------------------	------------------------------	---------------	----------	------------------------------



CONTENTS

04	A New Classic
06	Inspired By The History Book
08	Designer's Notes
10	Loudspeaker Installation
12	Warranty Coverage
16	Technical Data

Important Safety Instruction
Connects
A New Classic
Inspired By The History Book
Designer's Notes
Loudspeaker Installation
Warranty Coverage
Technical Data

A New Classic

Founded in 1932, **Wharfedale**'s founder, Gilbert Briggs, had one goal in mind - to bring music into the home by designing loudspeakers that conveyed the impact, thrill and emotion of performance in an entirely natural and realistic way.

Thus he created the first true Hi-Fi experience for connoisseurs of music in the home and continued to introduce technology that would enhance the listening experience – like the first commercial crossover, foam surrounds and the slot port system.

Today **Wharfedale** engineers follow the same dictum, utilising technology where it truly matters to develop loudspeakers that reveal the passion and excitement behind the musical performance.

We believe that a connoisseur of sound would find the merest flaw intolerable, and with a connoisseur in mind, we have built the 'ASTON'. If you are such a listener, you will recognise the significance of - and then insist on possessing - the control, performance and sheer quality reflected in this fine speaker.

The new **Wharfedale** ASTON is not only designed and engineered in the UK; it is made here too!

Manufactured by highly trained, vastly experienced loudspeaker experts at the headquarters of **Wharfedale**, in Huntingdon, Cambridgeshire – ASTON is built in the home of British Hi-Fi.

A purpose-built 9,000ft² production facility houses key manufacturing, assembly and finishing processes for specially selected products. This is in addition to the industry-leading R&D function already located here. The facility also houses a brand new anechoic chamber, making a total of 25,000ft² of office, lab and manufacturing space.

Like most British audio brands, especially those operating at the more affordable price points, the manufacturing of **Wharfedale** speakers was moved to Asia (to a self-owned, purpose-built factory) many years ago – essential to maintain retail prices at the level the market demanded – while design functions such as R&D and industrial design remained in the Huntingdon. However, this new Made in the UK initiative has been devised to enable the manufacture of specific products to be brought back to the UK, reintroducing the class and quality of British manufacturing to the **Wharfedale** brand portfolio, whilst maintaining **Wharfedale**'s mantra of affordable, quality, genuine high fidelity loudspeakers.

Wharfedale

Loudspeaker manufacturer since 1932



Wharfedale

Loudspeaker manufacturer since 1932

ASTON



Inspired By The History Book



General view of the voice coil winding and speaker assembly department.




*Just another day in **Wharfedale's** laboratory.*



*As it was then and so it is now, every **Wharfedale** speaker is expertly tested over its full frequency range and the bass resonance is checked and noted in the daily production records.*

Inspired By The History Book



Loudspeaker range, as depicted in a brochure printed in December 1969. Left side, top to bottom: Rosedale, Dovedale 3, Super Linton. Right side, top to bottom: Melton, Denton, Dovedale 3.

Important Safety Instruction	Connects	A New Classic	Inspired By The History Book	Designer's Notes	Loudspeaker Installation	Warranty Coverage	Technical Data
---------------------------------	----------	---------------	---------------------------------	------------------	-----------------------------	----------------------	----------------

Designer's Notes



‘**B**ig sound out of a small cabinet’ - that is a difficult trick to pull off and requires some extensive engineering and balance of design to create a large sound field that makes you wonder how these mini-monitors accomplish such a feat. That is my intention for the **Wharfedale** ASTON and I am certain you will find that it is true.



A lot of the technology inside these little wonders comes from the province of the high-end **Wharfedale** Dovedale model, with some cherished acoustic influence from models such as the extraordinary Linton Heritage, too. However, the brand new Carbon Fibre coned bass /midrange units feature a rigid cast chassis coupled to a soft dome treble unit with a ceramic magnet as part of its motor structure, both of which represent a stride forward in the transducer specification.

*Wharfedale LINTON Heritage
in walnut veneer finishes,
with matching stands.*



A profiled phase plug in the centre of the bass unit's cone helps provide a superbly smooth and natural sounding upper midrange. The bass unit is matched ideally to the volume of the wood cabinet, formed from layers of differing woods to control resonance and finished with high quality real-wood veneers. Twin ports at the rear of the cabinet provide clean bass extension down below 50Hz in-room.



Designer's Notes

In order to preserve the elegant heritage look, the **Wharfedale** ASTON is designed to be used with the grille fitted and gives the smoothest response and ideal tonal balance when used that way.

Enjoy the rich tonality and energetic musical detailing that ASTON provides.



In 1979, Peter Comeau co-founded Heybrook Hi-Fi to design and manufacture the multi-award-winning HB1 and classic HB2 loudspeakers. In 2009, after leading IAG speaker development since the acquisition of Mission, Peter assumed overall acoustic design responsibility for all of the brands within the Group, including Wharfedale. With a deep respect for the history of these brands and the necessity to maintain each individual brand's design integrity, Peter continues to design award-winning speakers at IAG's research centres in Huntingdon, England, and Shenzhen, China.

Peter Comeau
 Peter Comeau
 Director of Acoustic Design

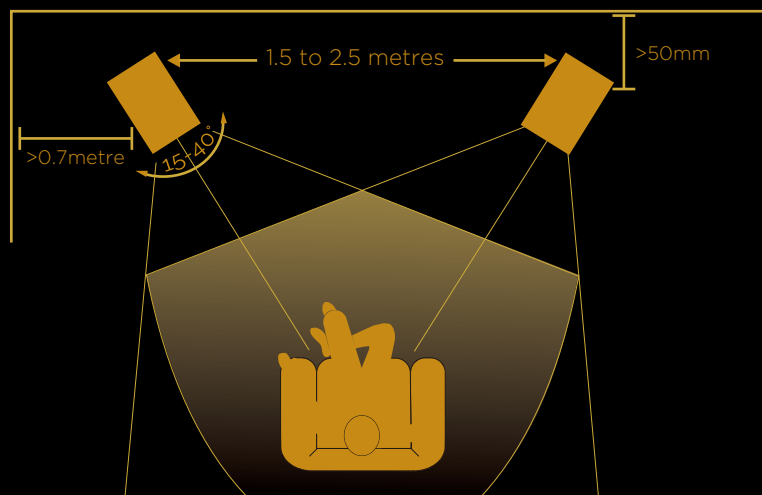
Loudspeaker Installation

Unpacking Your Loudspeakers

- Please read this manual as soon as you have opened the carton.
- Lift the loudspeaker carefully out of the packing. Do NOT try to lift the loudspeaker using the cloth bag.
- Unpack any accessories carefully.
- If there is any sign of damage or if the contents are incomplete, report this to your dealer as soon as possible.
- Retain the packing for future safe transport of the product. Dispose of the packing with respect to any recycling provisions in your area.

Positioning Stereo Loudspeakers

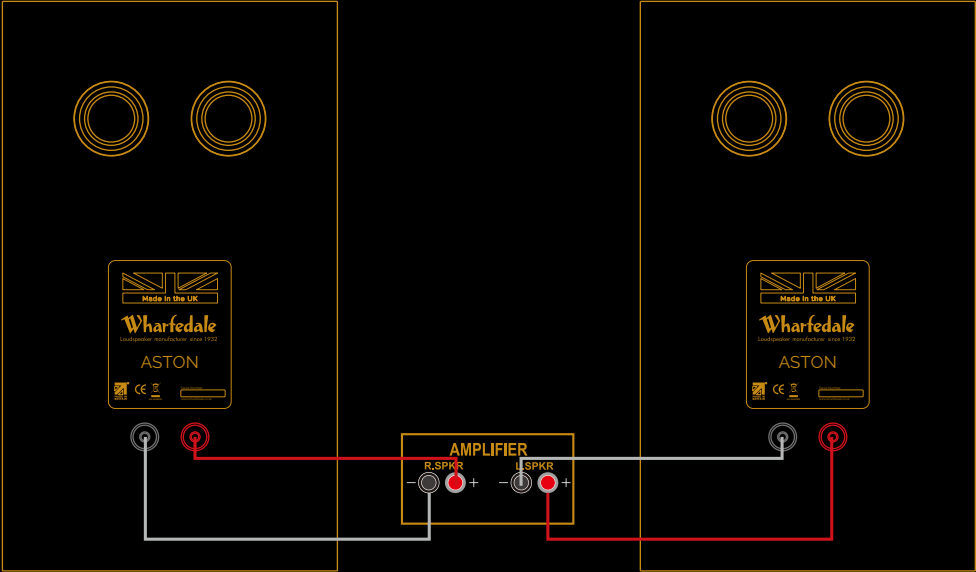
- The drive unit dispersion is aided by the front grilles which should be left on for optimum listening performance. Removing the grilles will produce a brighter but less smooth sound.
- Place the loudspeakers on rigid stands. We strongly recommend the **Wharfedale** ASTON stands which have been purposely designed to achieve the best performance from your speakers.
- If you are sitting within 2 metres of the speakers, the distance between the speakers should be similar to the distance between you and the speakers.
- Otherwise site the speakers between 2 to 2.5 metres apart, clear of room corners. The quality and quantity of bass can be adjusted by moving the speakers closer to, or farther from, the wall behind the speakers.
- If the loudspeakers are placed too far from the walls, the bass may be too light and lacking warmth. If the loudspeakers are placed too close to the walls the bass will increase but may be boomy and indistinct. If the loudspeakers are placed further apart, the inward angle ("toe in") may be increased by up to 30%. As personal taste and room acoustics play a large role, experiment with different configurations and play a wide range of programme material before finalising the position of your speakers.
- The optimum listening position is in an area between the speakers broadly known as the "sweet spot". The more extreme the angle of toe-in the narrower the sweet spot. **Wharfedale** loudspeakers are designed to cover a wide sonic perspective so there should be no need for extreme settings. A mild angle inwards will cover a wide range of seating positions.



Loudspeaker Installation

Stereo Connection

- Choose a suitable length of twin core speaker cable for each channel and prepare the ends. Unscrew each terminal a few turns. Connect the red, positive (+) terminal of the Left loudspeaker to the corresponding red, positive (+) amplifier terminal.
- Connect the black, negative (-) terminals similarly. Tighten the terminal securely. Repeat this procedure for the Right Channel.



Looking After Your Loudspeaker

- This speaker is hand-finished with a varnish coating. As with all real wood furniture finishes; exposure to direct sunlight, heat, cold and varying humidity can affect the natural properties of the speaker cabinet. We advise protecting the speaker from extreme variances in temperature and environment conditions.
- We advise that you do not place anything on the surface of the cabinets, to protect from damage. Treated with care, the veneer finish will last a lifetime. They will age naturally and subtly, retaining the properties of the beautiful high gloss wood finish.
- Your **Wharfedale** loudspeakers use a specially hardwearing sealed finish. They should not be waxed or treated with spray polishes which will smear and dim their lustrous finish. Polish them with a dry or barely moist cloth to remove dust and finger marks, etc.
- Occasionally, remove the loudspeaker grilles and brush them gently with a soft brush before replacing them carefully.
- Avoid getting any liquid behind the grille. If you accidentally spill liquid on your loudspeakers, take them to your dealer for attention before using them again.

Warranty Coverage

Your loudspeakers have been constructed to the highest standards. From top grade furniture construction and finish to carefully designed and selected acoustic components, **Wharfedale** speakers are built to provide a lifetime of sonic pleasure. We hope you will derive many years of good service from our products.

Wharfedale warrants its products, subject to the following terms and conditions below, to be free from defects in materials and workmanship.

Online Registration



Scan the QR code using a smart-phone device, for product warranty registration online.

- The three (3) year extended warranty is applicable to items purchased from Jan 1st 2021, onwards. Items purchased prior to this date are not eligible for this extended warranty service but are subject to statutory warranty claims and all applicable consumer rights.
- To qualify for the extended 3 year warranty, you must register your product within ninety (90) calendar days from the date of purchase. Visit wharfedale.co.uk/warranty-registration/ to complete your online registration. Items not registered online will have a Limited Warranty for one (1) year, or for the period of your country's statutory warranty, whichever is longer.
- Warranty can only be offered to products registered with proof of purchase with date, model and details of the authorised dealer clearly stated on the receipt/invoice. Please keep the original receipt/invoice in case it is required for a warranty claim.
- This Limited Warranty is non-transferable and is offered exclusively to the original owner.
- This Limited Warranty is valid only in the original country of purchase.
- Repairs or replacements are provided under this warranty are the exclusive remedy of the consumer. **Wharfedale** shall not be liable for any incidental or consequential damages for breach of any expenses or implied warranty with any product. Except to the extent prohibited by law, this warranty is exclusive and in lieu of all other warranties whatsoever, both expressed and implied, including but not limited to the warrant of merchantability and fitness for practical purpose.
- This warranty provides benefits that are additional to and do not affect your statutory consumer rights.
- This Limited Warranty offer is subject to correct information being submitted in your application. Incorrect dates or mismatched purchase receipt dates that are outside of the warranty terms will immediately invalidate any warranty claim.

**Please check with your dealer local distributor for further information.*

Important Safety Instruction	Connects	A New Classic	Inspired By The History Book	Designer's Notes	Loudspeaker Installation	Warranty Coverage	Technical Data
---------------------------------	----------	---------------	---------------------------------	------------------	-----------------------------	----------------------	----------------

Warranty Coverage

Exclusions

- The following items are excluded from the **Wharfedale** warranty:
 - Normal wear and tear and cosmetic damage (including but not limited to any wear from reasonable use, environmental deterioration or neglect)
 - Products on which the serial number has been removed, altered or otherwise made illegible.
 - Products not purchased from an authorised **Wharfedale** dealer.
 - Products that were not new at the time of original purchase.
 - Products sold 'as is', 'as seen' or 'with faults'.
 - Product not purchased from an Authorised Dealer/Distributor within the region of the claim (ie parallel imports or grey market products)
 - Accidental damage or faults caused by commercial use, acts of God, incorrect installation, incorrect connection, incorrect packaging, misuse or careless operation or handling which is not in accordance with the user instructions.
 - Equipment that has been operated in conjunction with unsuitable, inappropriate or faulty apparatus.
 - Repairs, alterations or modifications carried out by parties other than **Wharfedale** or its authorised service partners.
 - Damage in transit that cannot be attributable to the fault of **Wharfedale**, the authorised distributor or dealer (ie. claims otherwise covered by transit insurance.)
 - Faults relating to abnormal or inappropriate power supply voltage or power surges.
 - Faults relating to extremities in temperature, exposure to heat, water or other liquids, insects, excessive moisture, sand, chemicals, battery leakage or any other contaminants.
 - Any force majeure events, including but not limited to any acts of God, fire, lightning, typhoon, storm, earthquake, hurricane, natural disaster, tsunami, flood, war, riot, public disturbance.
 - Any other causes beyond the reasonable control of either **Wharfedale** and its Authorised Distributor.
- Please note items purchased before 1st Jan 2021 are not eligible for the extended warranty claim.

Warranty Coverage

How to Claim

- To obtain warranty service please contact the authorised dealer from which you purchased this product and present the limited warranty certificate offered upon registration of your product's extended warranty offer.
- Do not dispatch goods without the prior agreement of the dealer distributor or authorised service centre.
- If asked to return products for inspection and or repair, please pack carefully preferably in the original carton or packaging affording an equal degree of protection and returned via insured, trackable courier service.
- The authorised dealer or distributor will offer full return details and instructions. However, please note if unsuitable packaging is used the warranty may be deemed void due to improper action in return.
- **Wharfedale** or the authorised distributor, dealer or service centre may make a charge for the supply of new packaging for the return of the repaired item. Please note, insurance is recommended as goods are returned at the owner's risk. Authorised distributors or service centres can not be held liable for loss or damage in transit. Insurance and freight charges on the return journey will be paid for by **Wharfedale**, authorised dealer, distributor or service centre if corrective work proves to be necessary.
- In the event of 'no-fault found' or 'no repair necessary', the return shipping charge will be the responsibility of the owner.

Repairs

- All repairs will be carried out by the appointed distributor (or locally appointed service centre). Repairs handled or processed without authorisation or approval of the appointed representative will be excluded from this limited warranty. Please note, **Wharfedale** is not able to supply parts or replacement items to any other entity than the official distributor or authorised service centre.
- Other than the warranty and services set out in this warranty, to the fullest extent permitted by law, **Wharfedale** shall not be liable to you and/or any third party or entity whatsoever for:
 - Any loss, damages and/or malfunction caused to any product(s) which is/are connected to any of the products covered by this warranty.
 - Any damages, loss and liability, whether direct, indirect, incidental, consequential special, punitive or otherwise, howsoever caused by, arising out of or otherwise, in relation to the installation, delivery, use, service, repair, replacement and/or maintenance of the product.
 - Any damages, loss and liability under this warranty in respect of any act, omission, or negligence of any of their technicians, employees, agents, representatives or independent contractors relating to the actual or purported performance of any of the obligations under this warranty.

Technical Data	Warranty Coverage	Loudspeaker Installation	Designer's Notes	Inspired By The History Book	A New Classic	Connects	Important Safety Instruction
----------------	-------------------	--------------------------	------------------	---------------------------------	---------------	----------	---------------------------------

Service Centre Address

- For technical support, servicing or product queries and information please contact either your local retailer or the office below.

IAG Service Dept.
 13/14 Glebe Road
 Huntingdon
 Cambridgeshire
 PE29 7DL
 UK
 Tel: +44(0)1480 452561
 Email: service@wharfedale.co.uk

- For information on other authorised service centres worldwide contact **Wharfedale** International, UK.

- A world-wide distributors list is available on the **Wharfedale** website: www.wharfedale.co.uk

Warranty Coverage

Technical Data

Specifications

General Description	
Enclosure Type	
Transducer Complement	
Bass Driver	
Treble Driver	
AV Shield	
Sensitivity (2.83V @1m)	
Recommended Amplifier Power	
Peak SPL	
Nominal Impedance	
Minimum Impedance	
Frequency Response (+/-3dB)	
Bass Extension (-6dB)	
Crossover Frequency	
Cabinet Volume (in litres)	
Height	
Width	
Depth (with terminals)	
Net weight (speakers)	
Net weight (speakers & stands)	
Gross weight (speakers)	
Gross weight (speakers & stands)	


ASTON

2-way vented-box / standmount
Bass reflex
2-way
6" (150mm) black Carbon Fibre cone
1" (25mm) soft dome
No
86dB
25-100W
95dB
4Ω
3.9Ω
55Hz - 20kHz
44Hz
2.3kHz
10.8L
340mm
200mm
255mm
16kg / pair
30kg / set
18.5kg / ctn
34.5kg / set



ASTON Stand

Height	560mm
Width	265mm
Depth	255mm
Net weight	14kg / pair
Gross weight	16kg / ctn









IAG House, 13/14 Glebe Road, Huntingdon, Cambridgeshire, PE29 7DL, UK
Tel: +44(0)1480 452561 Email: service@wharfedale.co.uk <http://www.wharfedale.co.uk>

IAG reserves the right to alter the design and specifications without notice. All rights reserved © IAG Group Ltd.
Wharfedale is a member of the International Audio Group.